



**FORT VALLEY
STATE UNIVERSITY**
EMPOWER *the* POSSIBLE.

Building and Maintaining Communities:

*Leveraging Technology to
Monitor and Track Engagement*

Presented by:
Jesse Kane, VP of Student Affairs and Enrollment Management
Kimberly Andrews, Dean of the University College

March 3, 2021

Overview

1. Collaborative relationship between Academic Affairs and Student Affairs
2. Presence: Our Student Engagement Platform
3. Use of data analytics to drive community building

- **University College and Student Affairs Partnership**
 - **New Student Orientation**
 - **L.E.A.P.**
 - Career Services
 - Student and Civic Engagement
 - Residential Leadership Communities
 - **FVSU 100**
 - **C.L.A.W.S. Events (Cultivating Leadership and Wildcat Service)**



Analytics

- ORGANIZATIONS ▾
- CATEGORIES ▾
- EVENTS ▾
- TAGS ▾
- MEMBERSHIP ▾
- LOYALTY ▾
- LOCATIONS ▾
- ADMIT TYPE ▾
- ATHLETE ▾
- CLASS ▾
- ETHNICITY ▾
- GENDER ▾
- IN-STATE ▾
- MAJOR ▾
- RACE ▾
- RESIDENCE HALL ▾
- STATE ▾
- TRANSFER ▾
- VETERAN ▾



Presence – Attendance Viewed by Date



Analytics

DATES ▾

ORGANIZATIONS ▾ CATEGORIES ▾ EVENTS ▾ TAGS ▾ MEMBERSHIP ▾ LOYALTY ▾ LOCATIONS ▾

ADMIT TYPE ▾ ATHLETE ▾ CLASS ▾ ETHNICITY ▾ GENDER ▾ IN-STATE ▾ MAJOR ▾ RACE ▾ RESIDENCE HALL ▾ STATE ▾ TRANSFER ▾ VETERAN ▾

Start

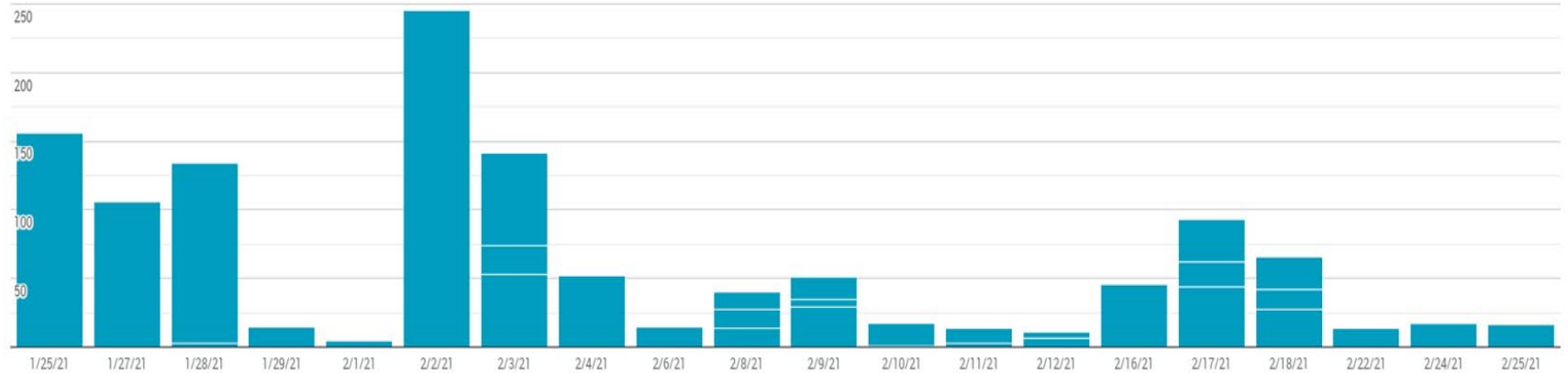
01/11/2021

End

03/02/2021

Attendance

TIMELINE AGGREGATE DAY WEEK MONTH



Presence – Understanding our Students



11

Active Organizations

35

Attended Events

1254

Total Attendees

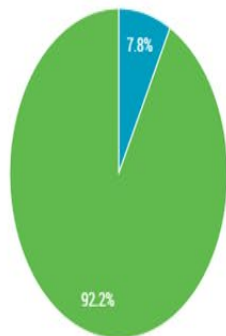
605

Unique Attendees

35.83

Average Attendees

Loyalty



● New ● Returning

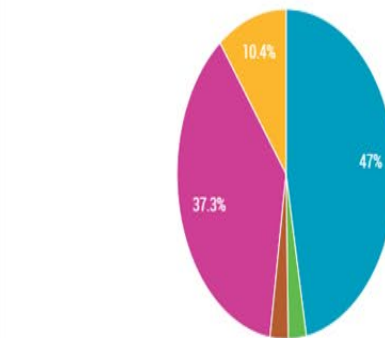
Membership



● Non-Member ● Member

Categories

ATTENDANCE EVENTS



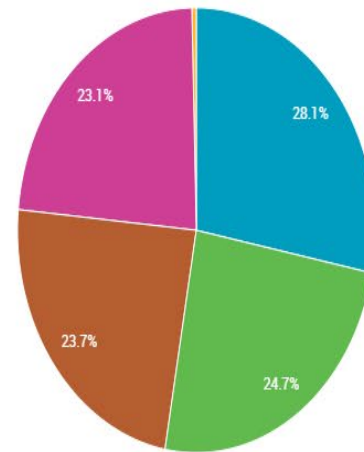
● Departmental O... ● Greek ● Greek Non NPH... ● Recognized Stu... ◀ 1/2 ▶

Presence – Breakdown of Students by Classification



Demographics

Class
Major
Ethnicity
State
Residence Hall
Gender
In-State
Race
Admit Type
Transfer
Athlete
Veteran



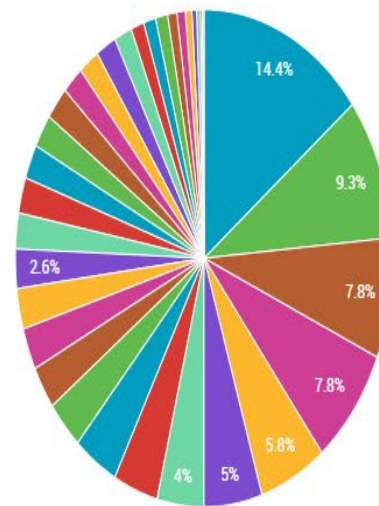
- Senior (351)
- Junior (309)
- Freshman (296)
- Sophomore (289)
- Graduate (5)

Presence – Breakdown of Students by Major



Demographics

Class
Major
Ethnicity
State
Residence Hall
Gender
In-State
Race
Admit Type
Transfer



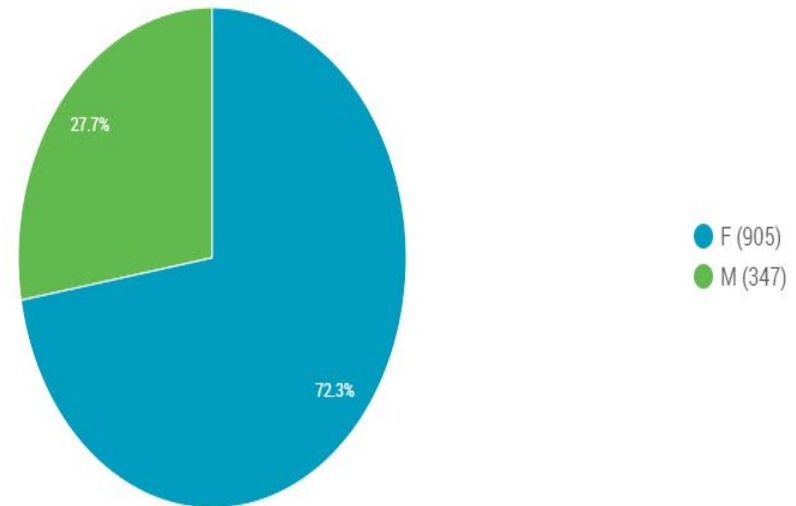
- Biology (180)
- Management (116)
- Criminal Justice (98)
- Veterinary Technology (97)
- Psychology (72)
- Pre-Elementary Ed/ Special Ed (62)
- Social Work (50)
- Media Studies (48)
- Animal Science (48)
- Mathematics (40)
- Political Science (35)

Presence –Breakdown of Students by Gender



Demographics

Class
Major
Ethnicity
State
Residence Hall
Gender
In-State
Race
Admit Type
Transfer

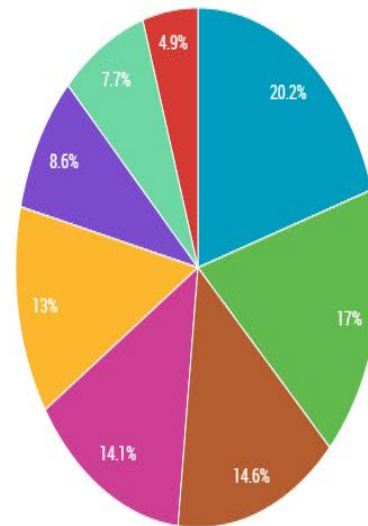


Presence – Breakdown of Students by Residence Hall



Demographics

Class
Major
Ethnicity
State
Residence Hall
Gender
In-State
Race
Admit Type
Transfer



- WC 2 (0560) (185)
- WC 1 (0555) (156)
- WC 6 (0580) (134)
- WC 7 (0585) (129)
- WC 3 (0550) (119)
- WC 5 (0540) (79)
- WC 4 (0545) (71)
- OHIO DORM (0135) (45)

Student
Engagement
motivation
graduation
relationships
resiliency
success
climate
culture



Jesse Kane

Vice President of Student Affairs and
Enrollment Management

kanej@fvsu.edu

Kimberly Andrews

Dean of the University College

kimberly.Andrews@fvsu.edu