

March 2021

USG Momentum Summit

Dr. Michael Sanseviro
Interim Vice President for Student Engagement
and Dean of Students

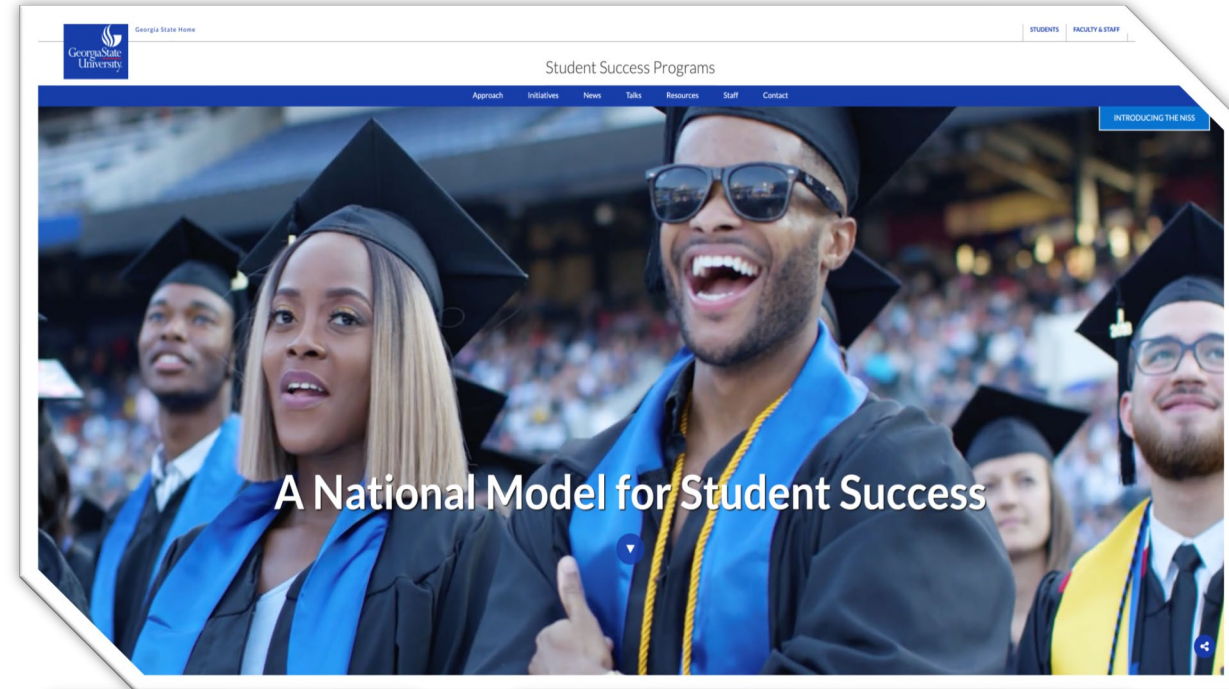
Eric J. Cuevas
Senior Director, Student Success Programs



About Georgia State University



- MSI with over 54,000 students
- 6 campuses around metro-Atlanta
- R1 institution with academic opportunities ranging from associate degrees to PhDs
- Over 5000 students living on the downtown Atlanta campus
- Reputation for Student Success and Innovation





What You Need to Know



GEORGIA STATE AHEAD >>

The university experience will be markedly different when classes resume in 2024. As we prepare for the fall semester amid the coronavirus pandemic, we are committed to re-opening our campuses safely while staying true to our core missions of top-quality education and research. The changes required by the COVID-19 pandemic will be many, but the Georgia State University remains committed to the task of teaching, learning and working at the highest level while staying safe and healthy.

To succeed, we know we'll need the cooperation and support of all members of our university community.

Systematic and Data Driven Intervention



Daily communication across offices to monitor and provide interventions that bolster student success

2020 Online Learning Check-in Campaign			
	US	UA	Total
Targeted	18,155	5,060	23,215
Message Delivered	16,578	4,761	21,339
Responded	4,755	1,330	6,085
Response Rate	29%	28%	29%
Campaign sent on 9/25/20 and targeted students enrolled in at least one online course.			
9.25 Online Learning Check-in & Withdrawals			
Response	#	W #	W %
Good	1,255	128	10%
Meh...	2,579	555	22%
Not so good	2,251	835	37%
No Response	15,254	3,704	24%
No Message	1,876	453	24%
TOTAL	23,215	5,675	24%
US & UA course withdrawals as of 11/2/20			
9.25 Online Learning Check-in & Withdrawals- US			
Response	#	W #	W %
Good	872	83	10%
Meh...	2,021	404	20%
Not so good	1,862	648	35%
No Response	11,823	2,690	23%
No Message	1,577	358	23%
TOTAL	18,155	4,183	23%
US course withdrawals as of 11/2/20			
Perimeter College RCT Withdrawals			
	#	W #	W %
Treatment	5,780	1,744	30%
Control	5,781	1,659	29%
TOTAL	11,561	3,403	29%
UA course withdrawals as of 11/2/20			
9.25 Online Learning Check-in & Withdrawals- UA			
Response	#	W #	W %
Good	383	45	12%
Meh...	558	151	27%
Not so good	389	187	48%
No Response	3,431	1,014	30%
Control group	5,059	1,420	28%
TOTAL	9,820	2,817	29%
UA course withdrawals as of 11/2/20			

Total Engagement Report Monday, February 15, 2021

Engagement Rates for All Students, All Engagement Types (%)

Student Level	Headcount	Past 1 Day	Past 2 Days	Past 3 Days	Past 4 Days	Past 5 Days	Past 6 Days	Past 7 Days	Past 8 Days
Associates	14291	53.0	75.5	83.2	89.0	92.5	94.3	95.7	96.8
Bachelors	26050	85.2	92.0	94.8	97.0	98.1	98.7	99.0	99.2
Graduate	6603	47.1	64.4	71.5	80.1	84.6	87.4	89.3	90.8
Law	675	45.5	76.9	85.6	92.7	98.8	99.9	99.9	99.9
Total	47619	69.7	83.0	87.9	92.2	94.6	95.8	96.7	97.3

Population: All Spring 2021 enrolled students.

Engagement defined as engaging on any platform.

iCollege Engagement Rates for Students Taking At Least One Online or Blended Course

Student Level	Headcount	Past 1 Day	Past 2 Days	Past 3 Days	Past 4 Days	Past 5 Days	Past 6 Days	Past 7 Days	Past 8 Days
Associates	14267	53.0	75.1	82.7	88.4	91.8	93.5	95.0	96.1
Bachelors	26027	85.1	91.7	94.4	96.6	97.8	98.4	98.7	99.0
Graduate	6588	46.9	63.0	69.5	76.5	80.7	83.0	84.3	85.0
Law	674	45.5	76.3	84.3	91.1	98.1	99.4	99.9	99.9
Total	47556	69.6	82.5	87.3	91.3	93.6	94.8	95.6	96.2

Population: Students taking at least one online or blended course.

Engagement defined as logging in at least once in iCollege.

iCollege Engagement Rates for Students Taking At Least One Online or Blended Course

Student Level	Headcount	Past 1 Day	Past 2 Days	Past 3 Days	Past 4 Days	Past 5 Days	Past 6 Days	Past 7 Days	Past 8 Days
Associates	14267	12.6	28.4	38.3	48.6	57.1	63.3	68.6	72.3
Bachelors	26027	14.9	26.7	37.2	49.8	61.8	70.7	77.0	80.8
Graduate	6588	6.5	12.8	16.9	21.8	26.4	29.9	33.5	35.4
Law	674	0.9	2.1	4.5	6.5	17.8	34.7	43.3	55.0
Total	47556	12.8	25.0	34.3	44.9	54.9	62.3	67.9	71.6

Population: Students taking at least one online or blended course.

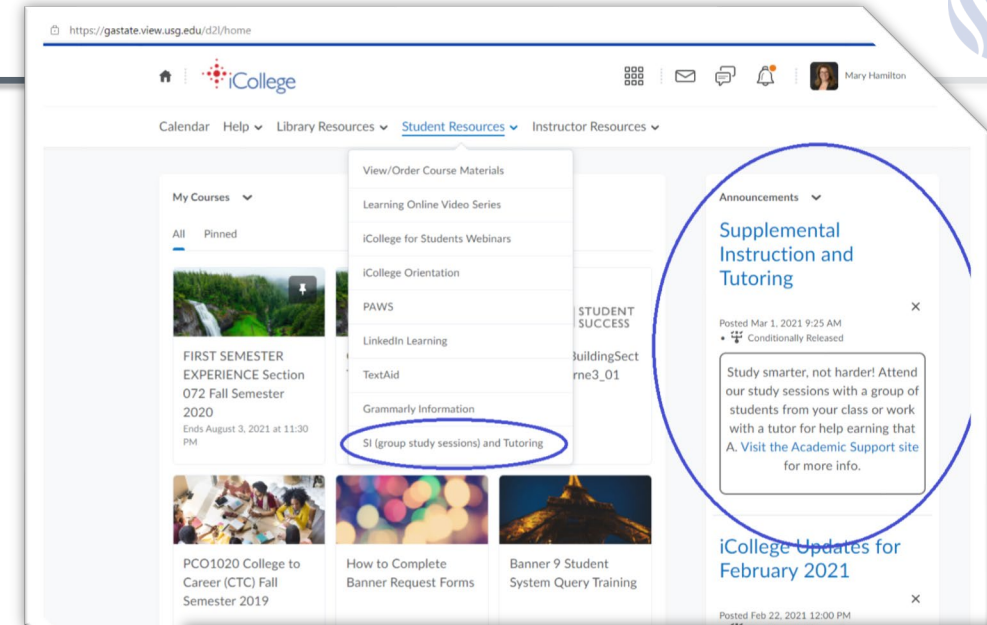
Engagement defined as logging in to all Online and Blended courses in iCollege.

A success case is counted when a student logs in to all Online and Blended courses in iCollege in the past x days.

Academic Support



- Online Tutoring, Online Academic Coaching, Online Supplemental Instruction
- Synchronous SI and Asynchronous SI Library
- Funneling students easily online from all across the university to the right resource they need



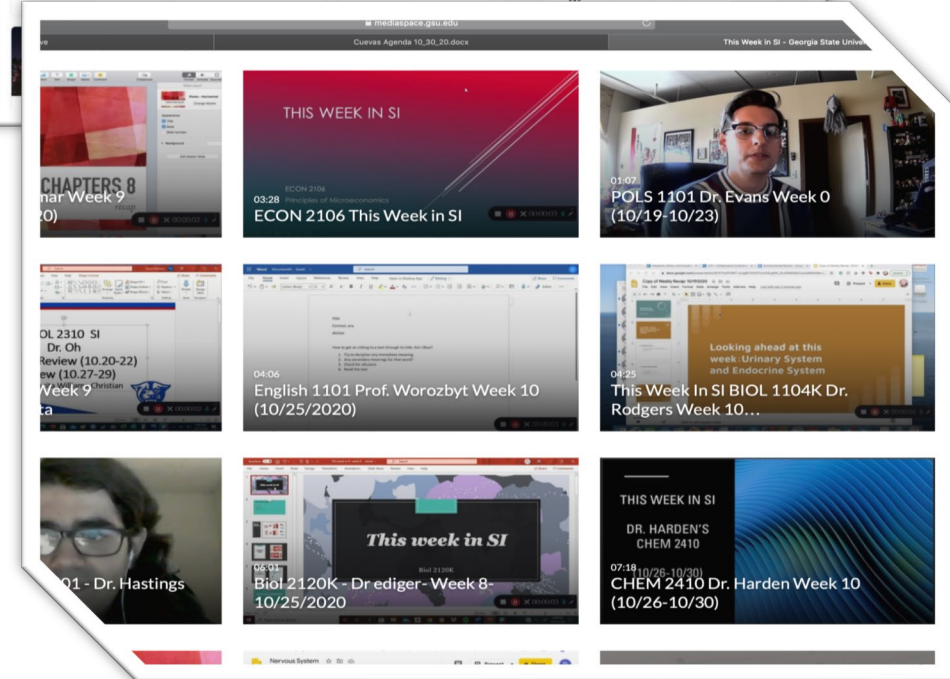
"This Week" in SI

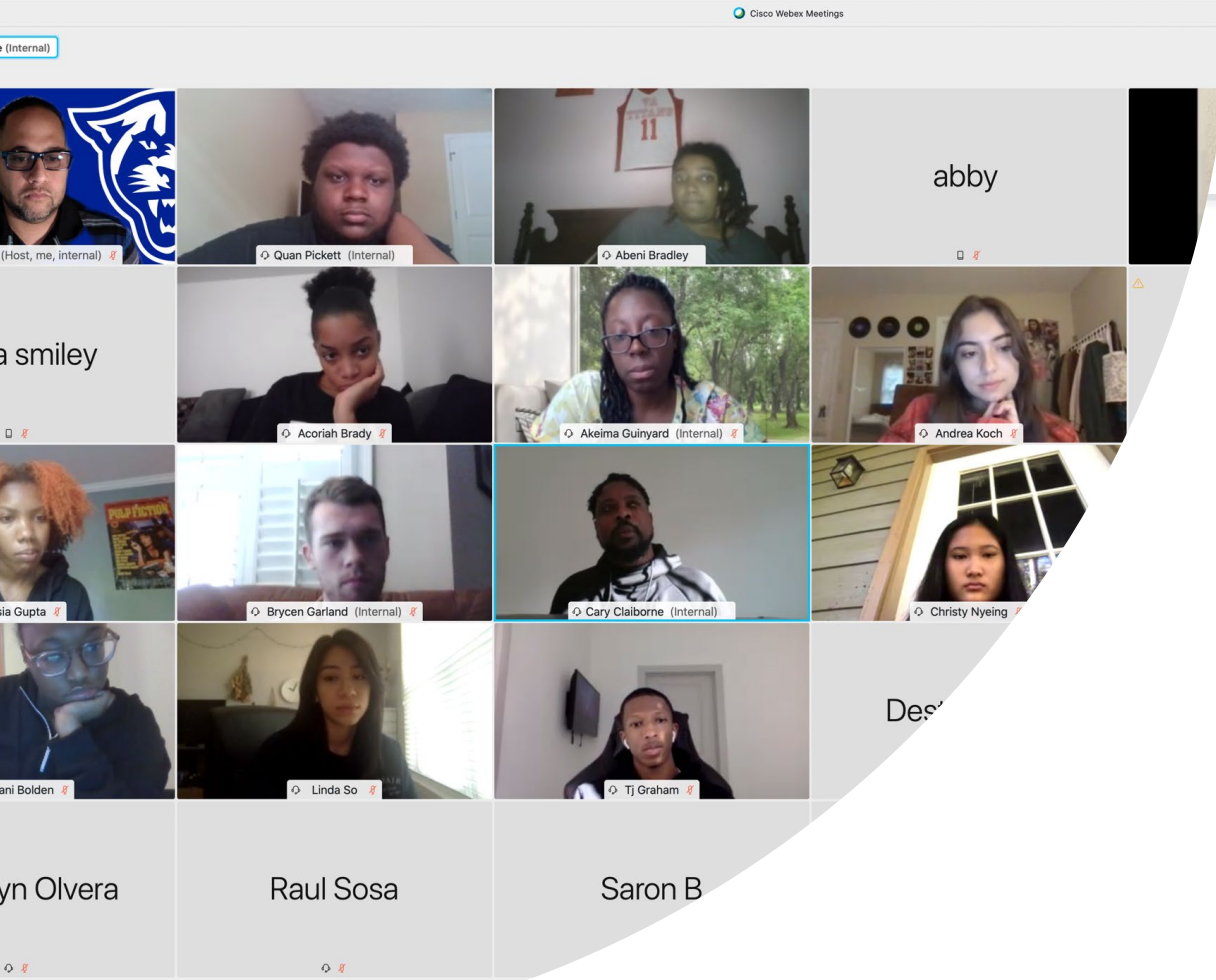
Over 600 videos on topics students need to know

Over 4,000 views. 20% of those views were on a mobile device

Tutoring

Over 10,000 Synchronous and in-person tutoring sessions for Fall 2020





Freshmen Learning

- Near-Record Freshmen Learning Community Offerings
 - Interwoven Online and In-Person Programming
 - Career Literacy Programming and Exploration
 - Individualized Advisement for All freshmen
- Over 100,000 Individual Sessions since start of Pandemic**

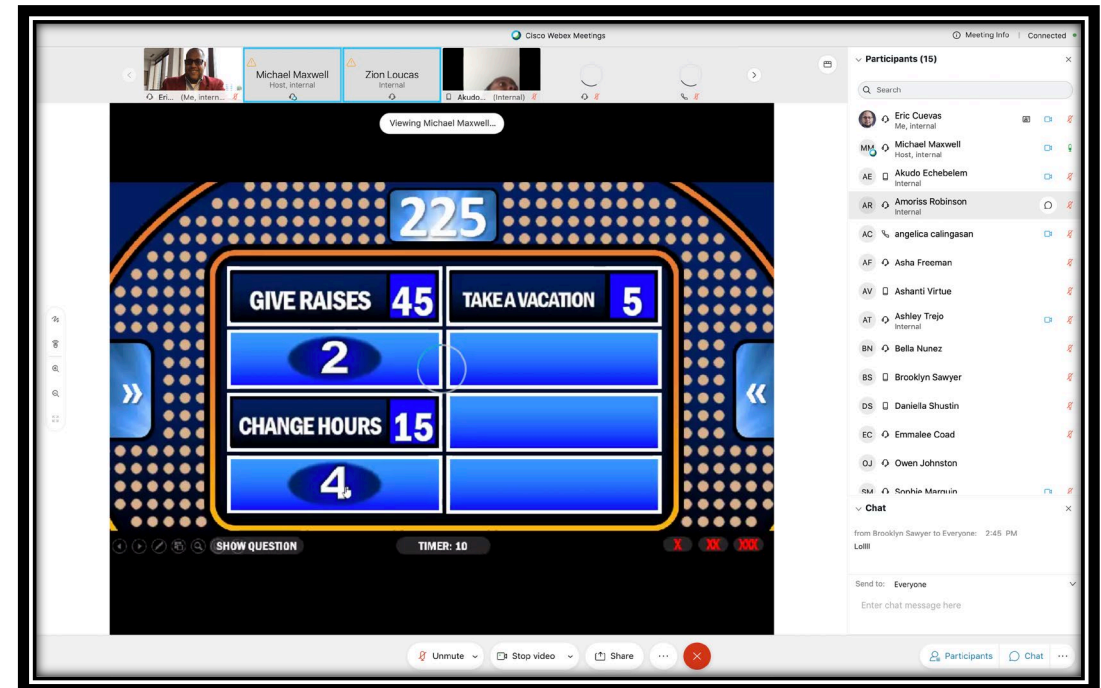
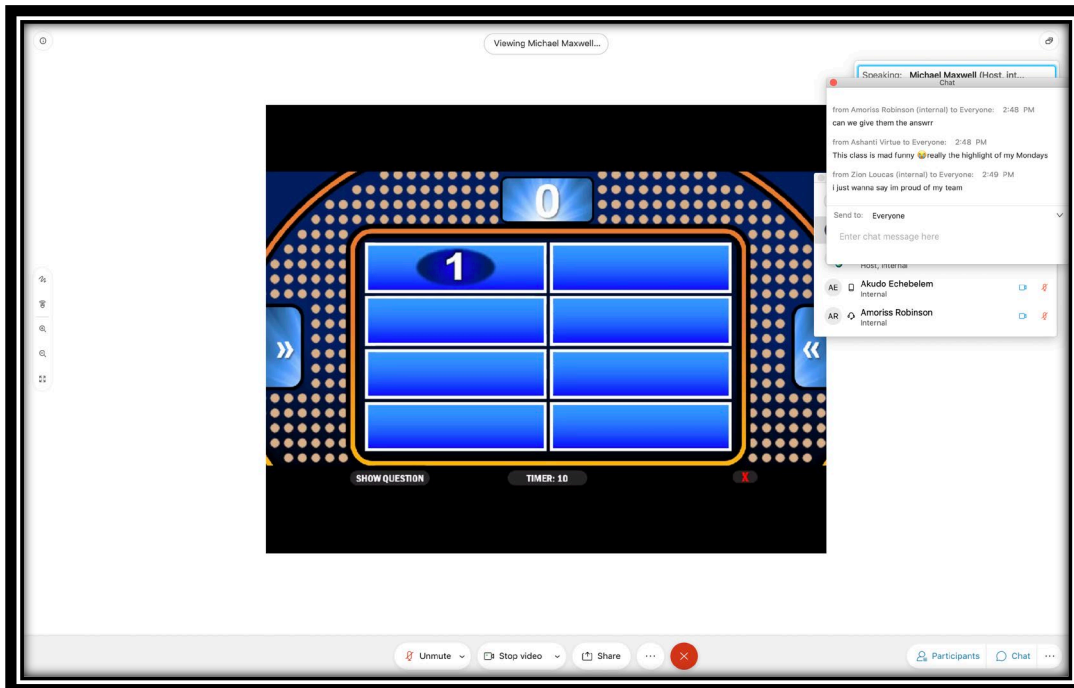
Number of Freshmen Learning Comminutes offered for Undergraduate (Associate & Baccalaureate Level)

Fall 2016	Fall 2017	Fall 2018	Fall 2019	Fall 2020
196	184	264	266	264

Engaging Onboarding



- Curricular Overhaul, Standardization of Course Content and Delivery University-Wide
- Asynchronous Pre-Recorded Lecture Videos paired with engaging assignments & activities along with synchronous class meetings with an instructor



Reaching Out



Latin American Association Youth Leadership Conference

Over 10,000 participants!

Dr. Martin Luther King Jr Commemoration

Over 200 participants in the National Day of Service

Record Growth in African American Male Leadership Initiative



Holistic Support



- Financial Hardship & Emergency Assistance
- BeWell: 24/7/365
- Academic Support & Advising
- PantherConnect



PANTHER INVOLVEMENT NETWORK



Be Well Panthers

The support you need to succeed at Georgia State.



March 2021

Approach

Initiatives

News

Talks

Resources

Staff

Contact

SPRING 2021

Thank you for joining us

Dr. Michael Sanseviro
Interim Vice President for Student Engagement
and Dean of Students
msanseviro@gsu.edu

Eric J. Cuevas
Senior Director, Student Success Programs
ecuevas@gsu.edu

A National Model for Student Success



Georgia State
University